



EOS M 400 Series Production Platform for Additive Manufacturing of High-Quality Metal Parts



EOS M 400 Series DMLS Quality plus Highest Productivity

With a 400 x 400 x 400 mm build volume, and your choice of one 1,000 W or four 400 W lasers, the EOS M 400 Series combines the highest productivity with reliable and repeatable DMLS part quality. Powered by an extensive portfolio of materials and processes, the EOS M 400 Series enables the development and production of a wide variety of applications. The EOS M 400 Series is easily integrated in your production – both from a part and data flow perspective. In addition, with the EOS Shared Modules you can easily expand your machine park as demand grows – from one to many systems in one or many facilities worldwide.

→ Repeatable part quality needs a precise calibration of the lasers. This is ensured thanks to EOSYSTEM SmartCal, the only tool for automatic multi-laser calibration.

→ Filter change is a thing of the past with the new recirculating filter system RFS 2.0. The filters have an extremely long lifetime and do not need to be changed even when the material is changed. This reduces operating expenses significantly.



Exposure Module

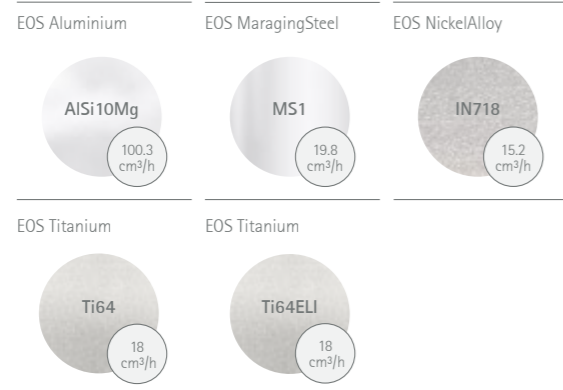
Laser power



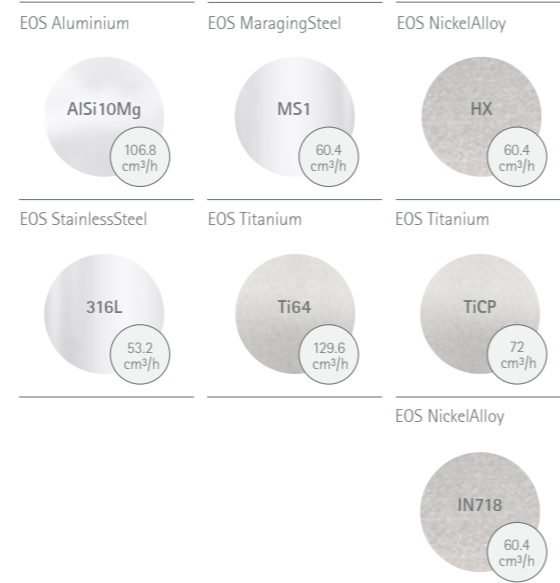
The precise Yb fiber lasers with their fixed focus expose a square 400 x 400 mm area.

Materials & Processes

EOS M 400



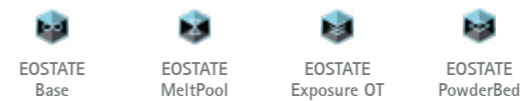
EOS M 400-4



EOS materials are designed specifically for DMLS and are subject to extensive quality control.

EOS processes are validated in order to ensure consistent and repeatable part quality.

EOSTATE Monitoring Suite



The automated and intelligent multi-monitoring suite for quality control and process development. EOSTATE offers insights into all of your production and quality relevant data in real time.

Software



EOSYSTEM
Intuitive industry proven machine software optimized for production.

EOSPRINT
Intuitive and easy job preparation and process development.

EOSCONNECT
Easy software integration into a production facility.

Powder Handling



IPCM M extra
Manual and flexible powder handling.

IPCM M pro
Semi-automated powder handling.

IPM M Powder Station L
Automatic closed loop powder handling.

EOS M 400 Series

Technical Data

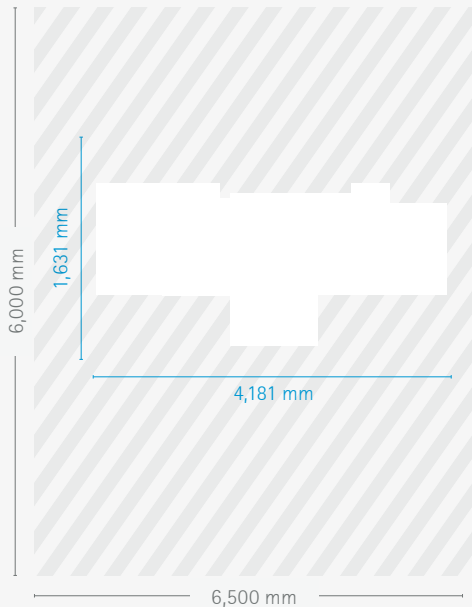
	EOS M 400	EOS M 400-4
Building Volume	400 x 400 x 400* mm (15.8 x 15.8 x 15.8 in*)	400 x 400 x 400* mm (15.8 x 15.8 x 15.8 in*)
Laser type	Yb fiber laser, 1000 W	Yb fiber laser, 4 x 400 W
F-theta lens	1	4
High-speed scanners	1	4
Scanning speed	up to 7.0 m/s (23 ft/s)	up to 7.0 m/s (23 ft/s)
Focus diameter	approx. 90 µm (0.0035 in)	approx. 100 µm (0.004 in)
Power supply	50 A	3 x 50 A
Power consumption	max. 50.2 kW / typical 16.22 kW	max. 45 kW / typical 22 kW
Inert gas supply	7,000 hPa; 15 m³/h (102 psi; 706 ft³/h)	7,000 hPa; 15 m³/h (102 psi; 706 ft³/h)

* height includes build plate

Dimensions & Weight

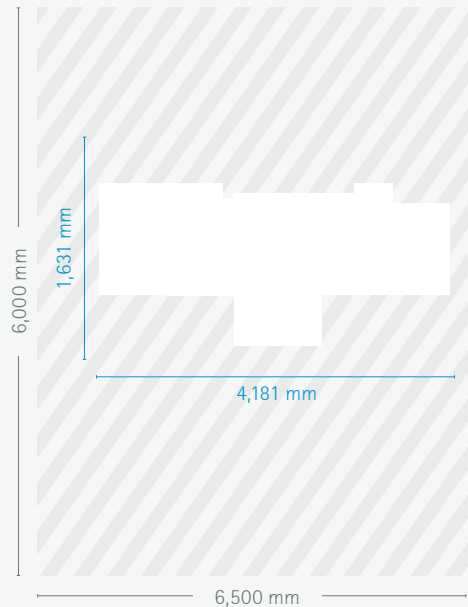
EOS M 400 with IPM M Setup Station L

Height: 2,340 mm / Weight: approx. 4,635 kg



EOS M 400-4 with IPM M Setup Station L

Height: 2,355 mm / Weight: approx. 4,835 kg



System

Workspace

PADT Inc.

Headquarters

7755 South Research Drive
Tempe, AZ 85284, USA

(480) 813-4884
Info@padtinc.com